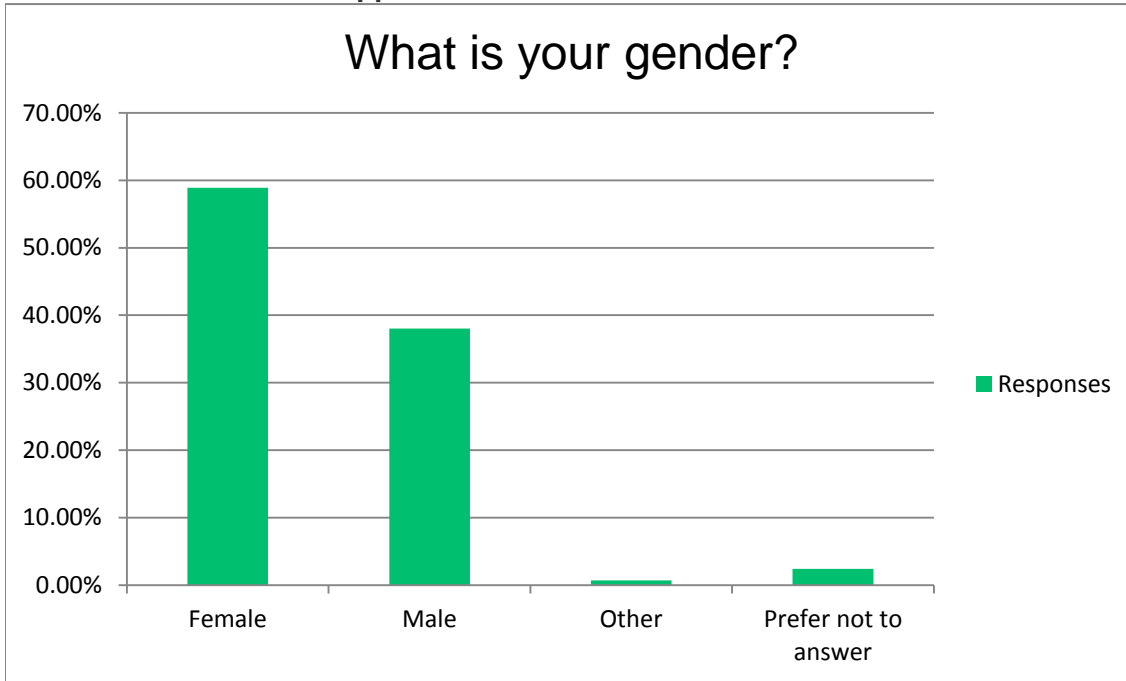


2018 Strategic Planning Survey
All responses

Negaunee Public Library survey
What is your gender?

Answer Choices	Responses	
Female	58.90%	172
Male	38.01%	111
Other	0.68%	2
Prefer not to answer	2.40%	7
Answered	292	
Skipped	0	

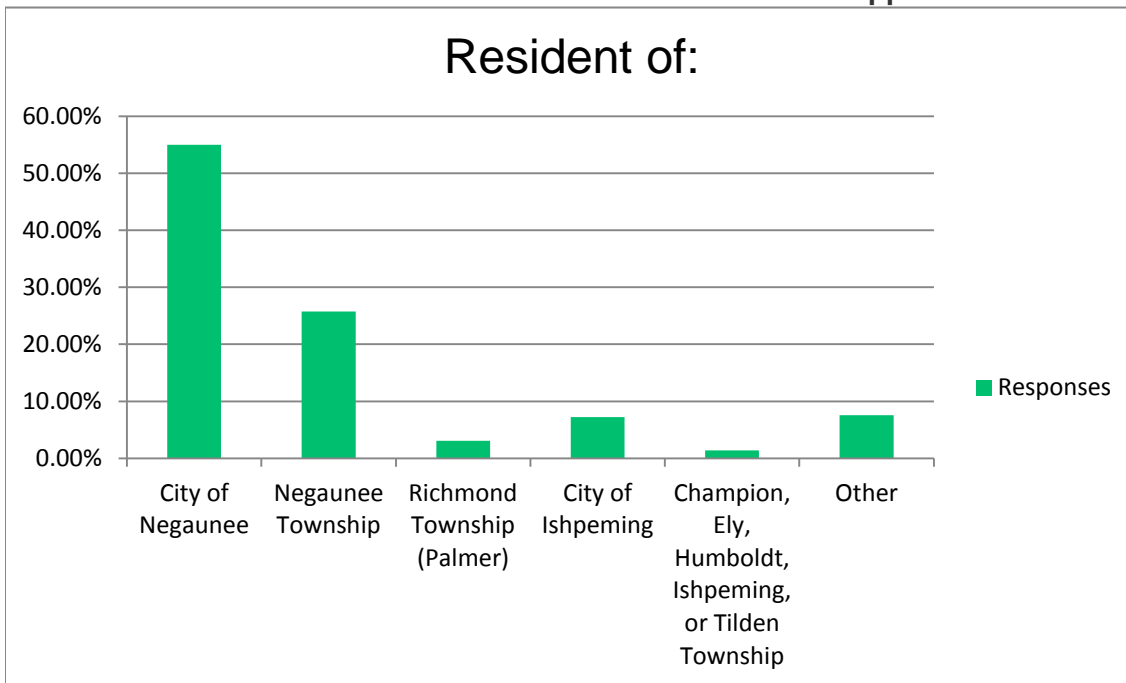


2018 Strategic Planning Survey
All responses

Negaunee Public Library survey

Resident of:

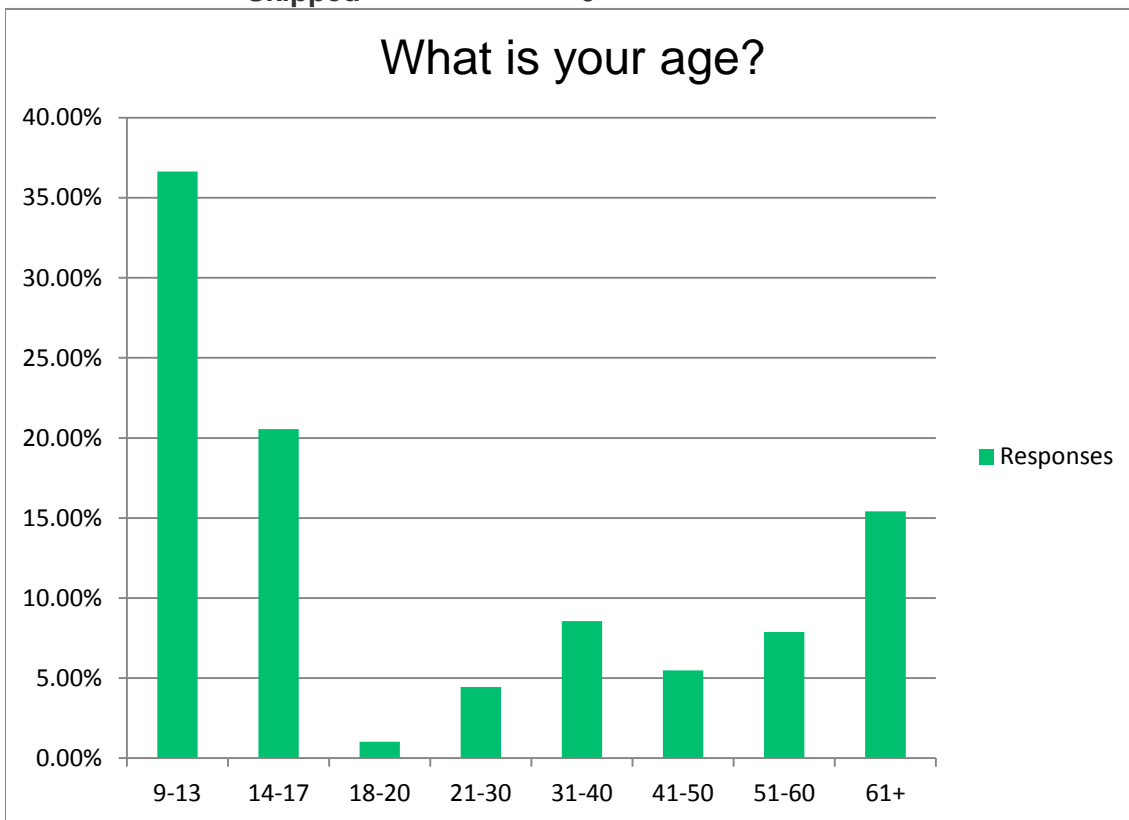
Answer Choices	Responses	
City of Negaunee	54.98%	160
Negaunee Township	25.77%	75
Richmond Township (Palmer)	3.09%	9
City of Ishpeming	7.22%	21
Champion, Ely, Humboldt, Ishpeming, or Tilden Township	1.37%	4
Other	7.56%	22
	Answered	291
	Skipped	1



2018 Strategic Planning Survey
All responses

Negaunee Public Library survey
What is your age?

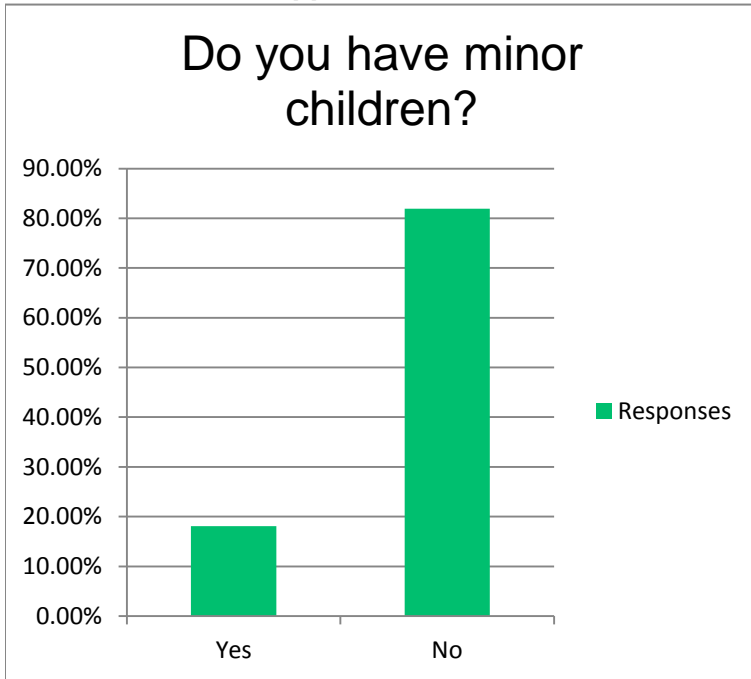
Answer Choices	Responses	
9-13	36.64%	107
14-17	20.55%	60
18-20	1.03%	3
21-30	4.45%	13
31-40	8.56%	25
41-50	5.48%	16
51-60	7.88%	23
61+	15.41%	45
Answered	292	
Skipped	0	



2018 Strategic Planning Survey
All responses

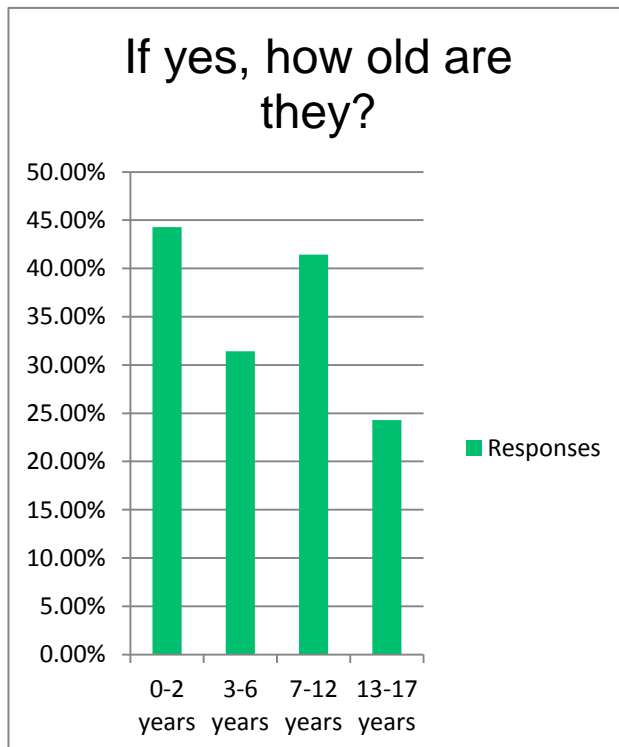
Negaunee Public Library survey
Do you have minor children?

Answer Choices	Responses	
Yes	18.06%	52
No	81.94%	236
Answered		288
Skipped		4



Negaunee Public Library survey
If yes, how old are they?

Answer Choices	Responses	
0-2 years	44.29%	31
3-6 years	31.43%	22
7-12 years	41.43%	29
13-17 years	24.29%	17
Answered		70
Skipped		222

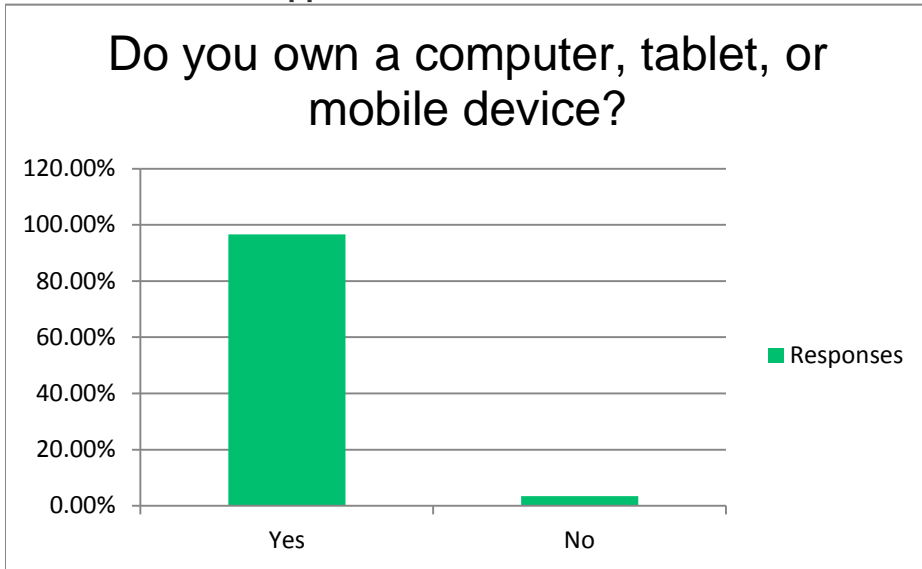


2018 Strategic Planning Survey
All responses

Negaunee Public Library survey

Do you own a computer, tablet, or mobile device?

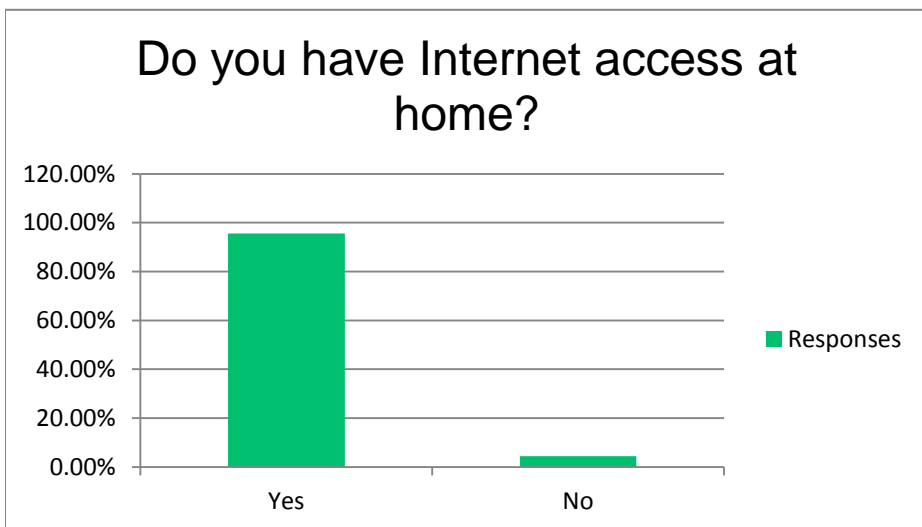
Answer Choices	Responses	
Yes	96.58%	282
No	3.42%	10
Answered		292
Skipped		0



Negaunee Public Library survey

Do you have Internet access at home?

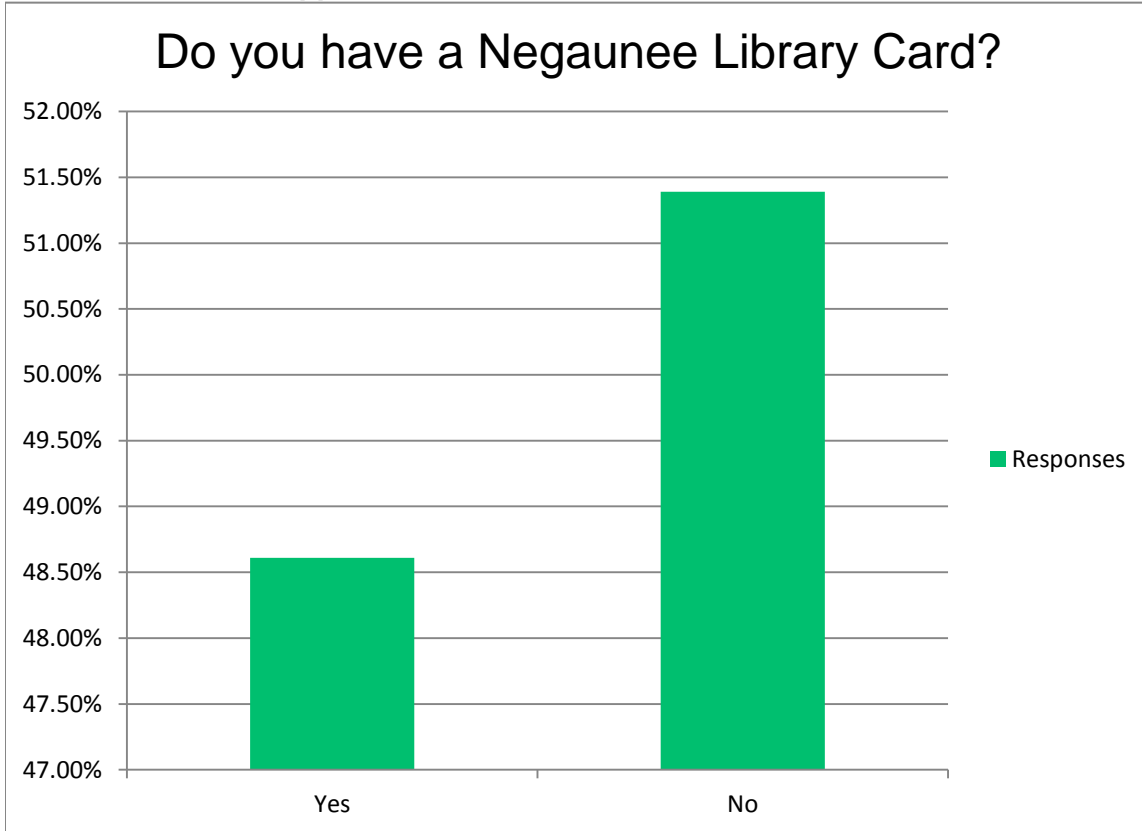
Answer Choices	Responses	
Yes	95.53%	278
No	4.47%	13
Answered		291
Skipped		1



2018 Strategic Planning Survey
All responses

Negaunee Public Library survey
Do you have a Negaunee Library Card?

Answer Choices	Responses	
Yes	48.61%	140
No	51.39%	148
	Answered	288
	Skipped	4

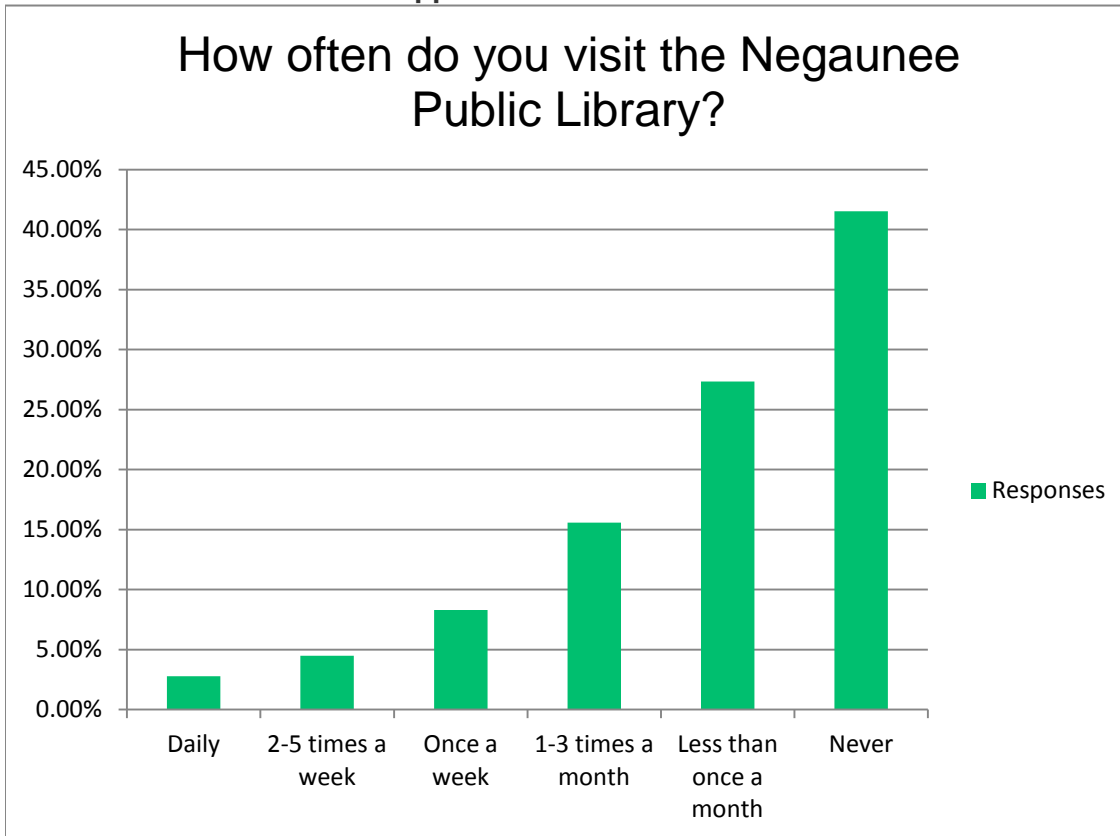


2018 Strategic Planning Survey
All responses

Negaunee Public Library survey

How often do you visit the Negaunee Public Library?

Answer Choices	Responses	
Daily	2.77%	8
2-5 times a week	4.50%	13
Once a week	8.30%	24
1-3 times a month	15.57%	45
Less than once a month	27.34%	79
Never	41.52%	120
Answered		289
Skipped		3



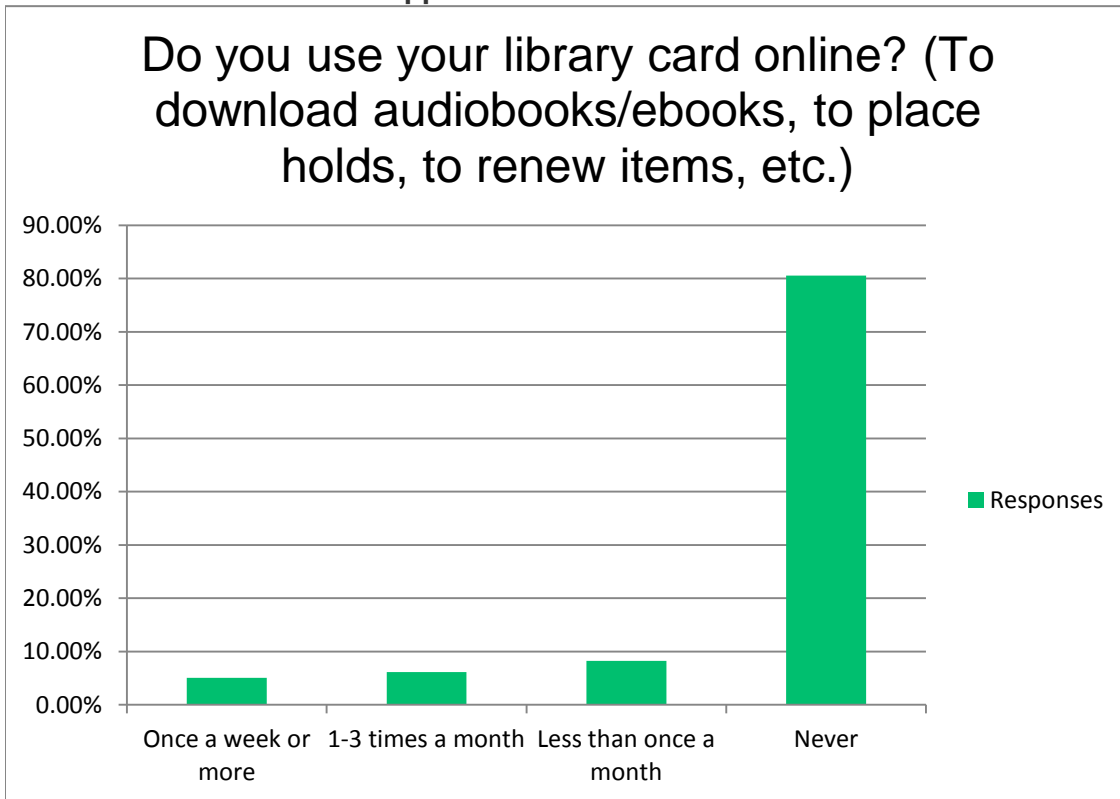
2018 Strategic Planning Survey

All responses

Negaunee Public Library survey

Do you use your library card online? (To download audiobooks/ebooks, to place holds, to renew items, etc.)

Answer Choices	Responses	
Once a week or more	5.04%	14
1-3 times a month	6.12%	17
Less than once a month	8.27%	23
Never	80.58%	224
	Answered	278
	Skipped	14

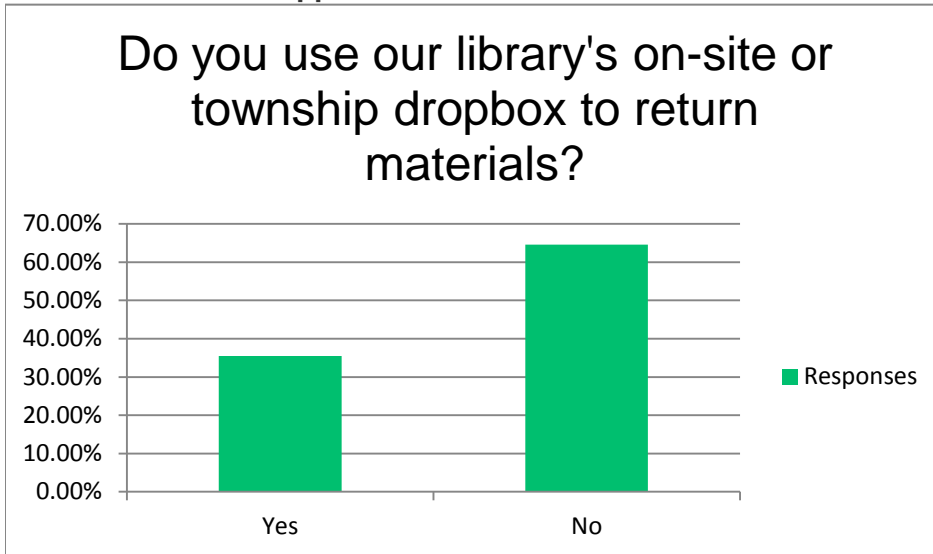


2018 Strategic Planning Survey
All responses

Negaunee Public Library survey

Do you use our library's on-site or township dropbox to return materials?

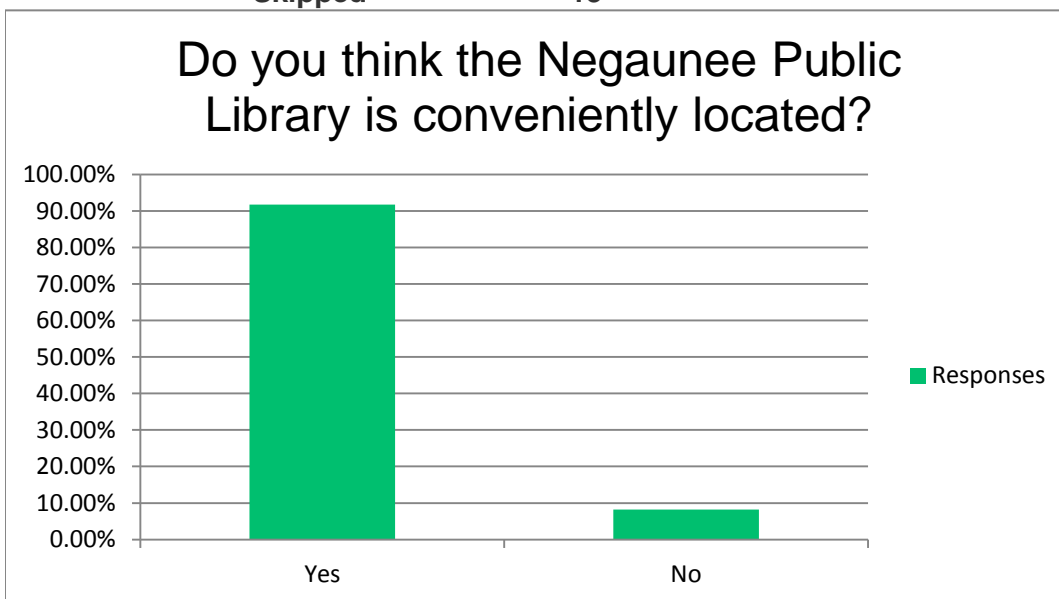
Answer Choices	Responses	
Yes	35.46%	100
No	64.54%	182
Answered		282
Skipped		10



Negaunee Public Library survey

Do you think the Negaunee Public Library is conveniently located?

Answer Choices	Responses	
Yes	91.76%	256
No	8.24%	23
Answered		279
Skipped		13

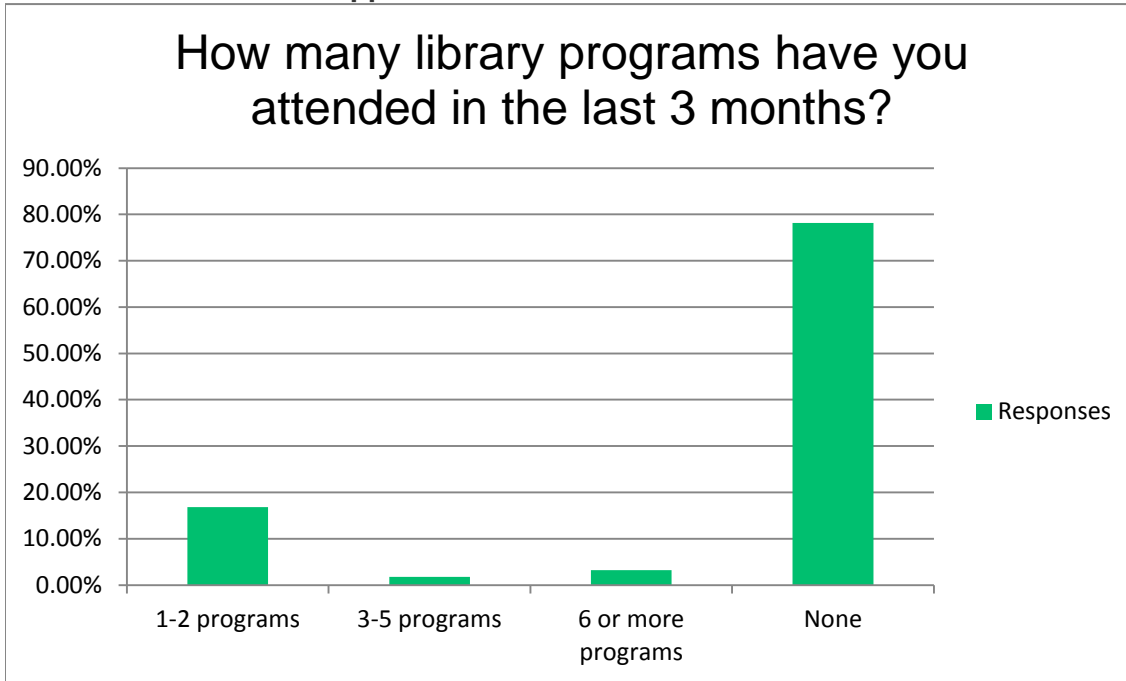


2018 Strategic Planning Survey
All responses

Negaunee Public Library survey

How many library programs have you attended in the last 3 months?

Answer Choices	Responses	
1-2 programs	16.85%	47
3-5 programs	1.79%	5
6 or more programs	3.23%	9
None	78.14%	218
Answered		279
Skipped		13



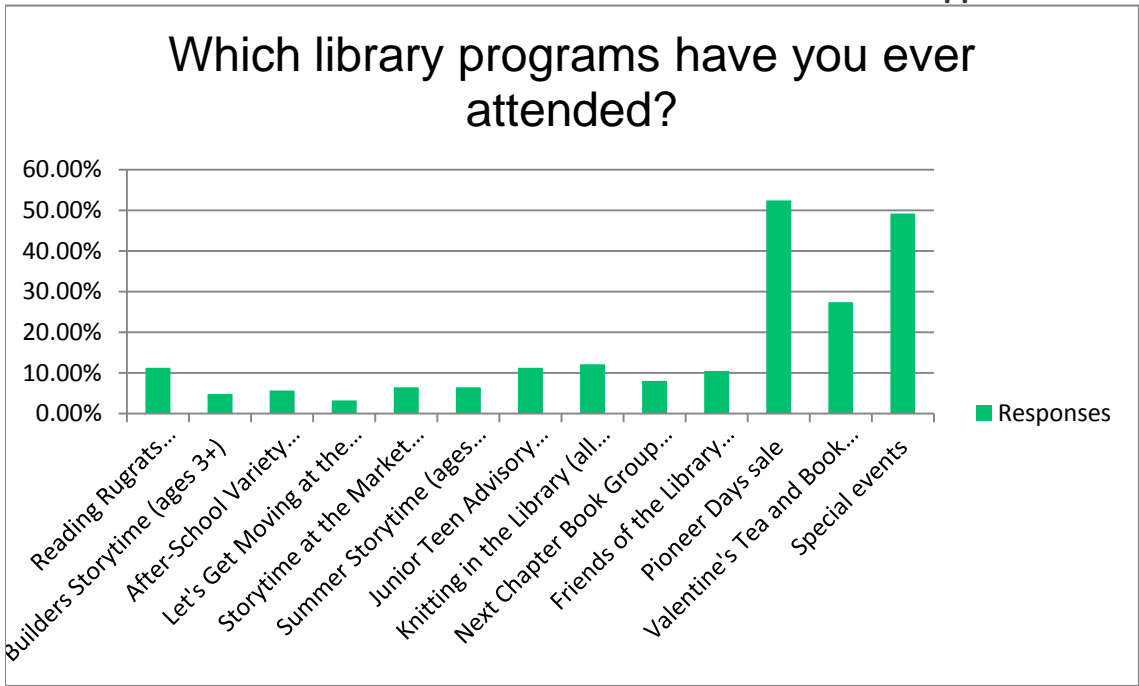
2018 Strategic Planning Survey

All responses

Negaunee Public Library survey

Which library programs have you ever attended?

Answer Choices	Responses	
Reading Rugsrats (baby/toddler lapsit storytime)	11.29%	14
Builders Storytime (ages 3+)	4.84%	6
After-School Variety Storytime (ages 5+)	5.65%	7
Let's Get Moving at the Library (ages 5+, active storytime)	3.23%	4
Storytime at the Market (ages 3+, summer only)	6.45%	8
Summer Storytime (ages 3+, summer only)	6.45%	8
Junior Teen Advisory Group (ages 10-13)	11.29%	14
Knitting in the Library (all ages)	12.10%	15
Next Chapter Book Group (all ages, special interest)	8.06%	10
Friends of the Library meetings	10.48%	13
Pioneer Days sale	52.42%	65
Valentine's Tea and Book Sale	27.42%	34
Special events	49.19%	61
	Answered	124
	Skipped	168



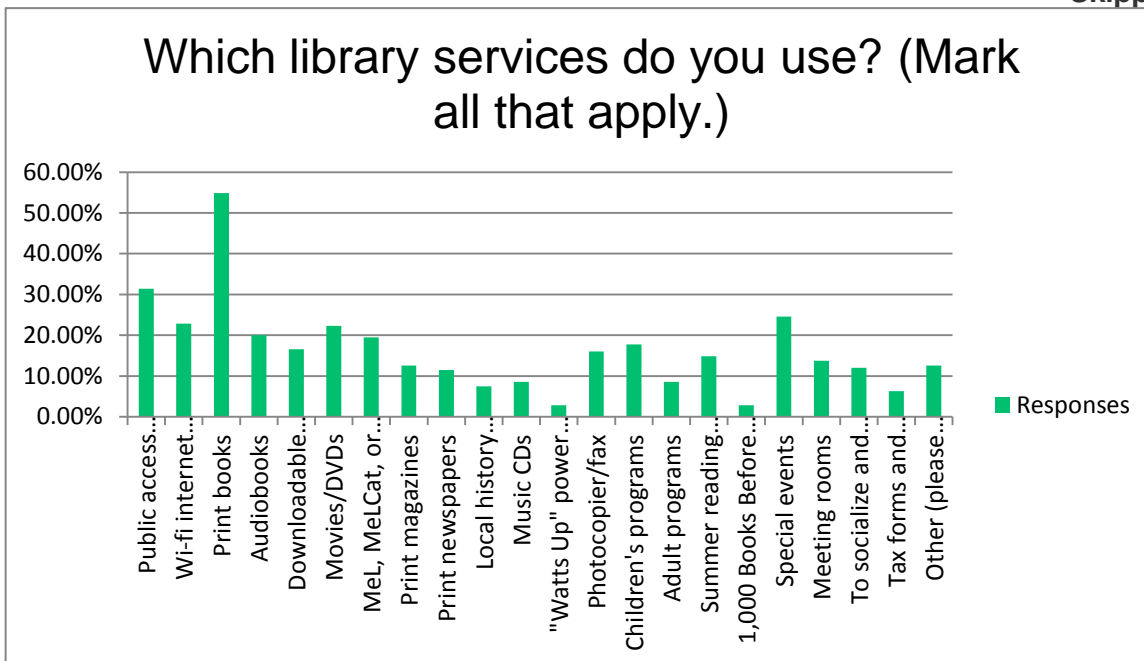
2018 Strategic Planning Survey
All responses

Negaunee Public Library survey

Which library services do you use? (Mark all that apply.)

Answer Choices	Responses	
Public access computers	31.43%	55
Wi-fi internet access (I have my own device.)	22.86%	40
Print books	54.86%	96
Audiobooks	20.00%	35
Downloadable audiobooks/ebooks (Great Lakes Digital Libraries, Overdrive, Libby)	16.57%	29
Movies/DVDs	22.29%	39
MeL, MeLCat, or Interlibrary Loan (request from other libraries)	19.43%	34
Print magazines	12.57%	22
Print newspapers	11.43%	20
Local history information, including yearbooks	7.43%	13
Music CDs	8.57%	15
"Watts Up" power meters	2.86%	5
Photocopier/fax	16.00%	28
Children's programs	17.71%	31
Adult programs	8.57%	15
Summer reading programs	14.86%	26
1,000 Books Before Kindergarten	2.86%	5
Special events	24.57%	43
Meeting rooms	13.71%	24
To socialize and visit people	12.00%	21
Tax forms and other government information	6.29%	11
Other (please specify)	12.57%	22

Answered 175
Skipped 117



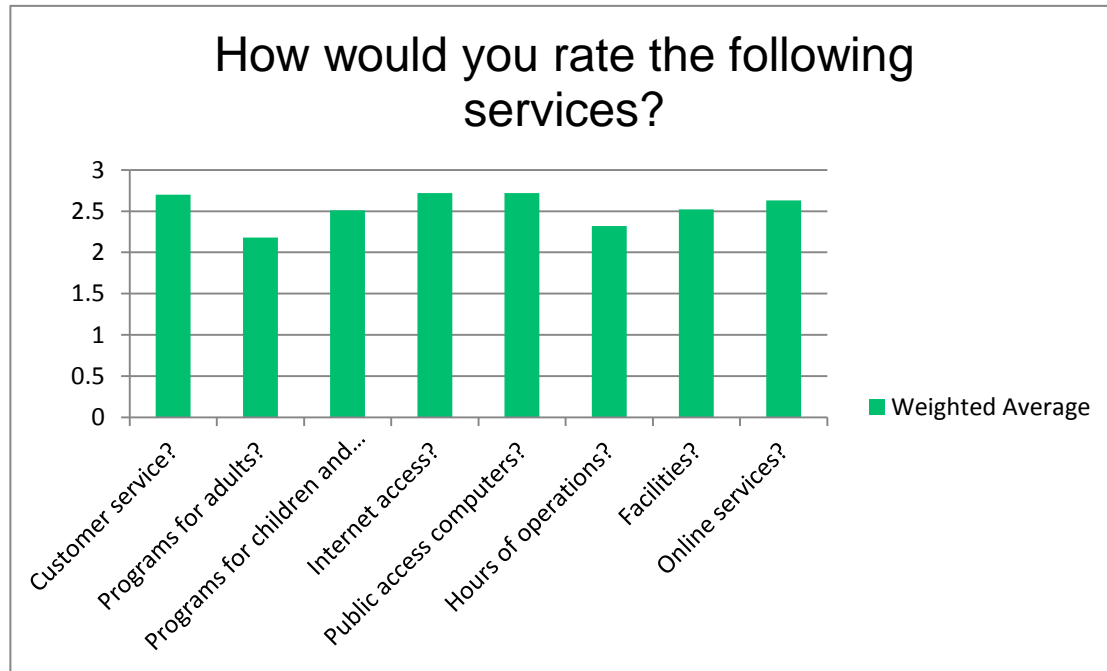
2018 Strategic Planning Survey
All responses

2018 Strategic Planning Survey
All responses

Negaunee Public Library survey

How would you rate the following services?

	Not meeting basic needs		Is meeting basic needs		Is providing quality services/accommodations		Is providing superior quality services/accommodations	
	%	Count	%	Count	%	Count	%	Count
Customer service?	6.91%	17	8.54%	21	9.76%	24	20.33%	50
Programs for adults?	5.65%	13	9.13%	21	13.04%	30	11.74%	27
Programs for children and teens?	5.49%	13	6.33%	15	11.39%	27	13.50%	32
Internet access?	4.29%	10	7.30%	17	9.44%	22	14.16%	33
Public access computers?	4.70%	11	7.26%	17	9.40%	22	13.25%	31
Hours of operations?	8.02%	19	11.39%	27	17.72%	42	16.03%	38
Facilities?	4.31%	10	12.93%	30	14.22%	33	17.24%	40
Online services?	4.70%	11	6.84%	16	9.40%	22	14.53%	34



2018 Strategic Planning Survey
All responses

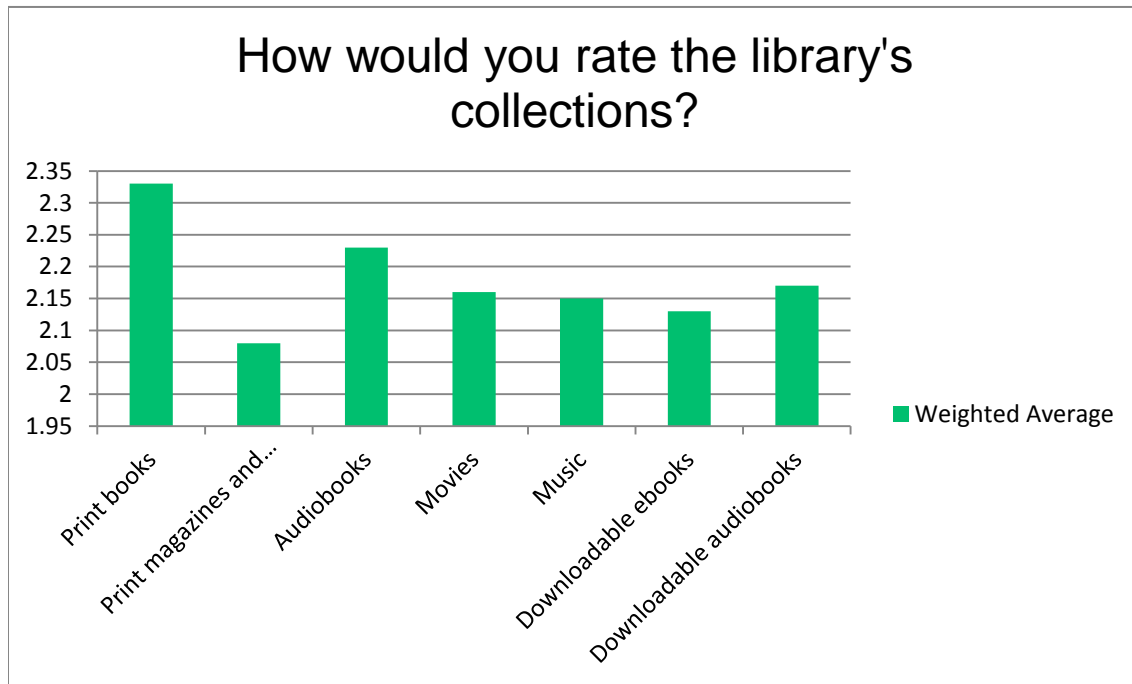
	Is providing flawless superior quality services/accommodations		N/A		Total	Weighted Average
Customer service?	26.02%	64	28.46%	70	246	2.7
Programs for adults?	8.70%	20	51.74%	119	230	2.18
Programs for children and teens?	15.19%	36	48.10%	114	237	2.51
Internet access?	21.03%	49	43.78%	102	233	2.72
Public access computers?	22.22%	52	43.16%	101	234	2.72
Hours of operations?	16.88%	40	29.96%	71	237	2.32
Facilities?	19.83%	46	31.47%	73	232	2.52
Online services?	17.52%	41	47.01%	110	234	2.63
					Answered	248
					Skipped	44

2018 Strategic Planning Survey
All responses

Negaunee Public Library survey

How would you rate the library's collections?

	Not meeting basic needs		Is meeting basic needs		Is providing quality resources		Is providing superior quality resources	
Print books	7.82%	19	11.11%	27	18.52%	45	12.76%	31
Print magazines and newspapers	5.98%	14	11.54%	27	11.11%	26	11.11%	26
Audiobooks	4.78%	11	10.43%	24	11.74%	27	10.00%	23
Movies	6.90%	16	10.34%	24	7.33%	17	8.62%	20
Music	4.48%	10	12.11%	27	7.62%	17	6.73%	15
Downloadable ebooks	5.24%	12	10.92%	25	10.92%	25	10.92%	25
Downloadable audiobooks	6.01%	14	9.87%	23	9.87%	23	7.73%	18



2018 Strategic Planning Survey
All responses

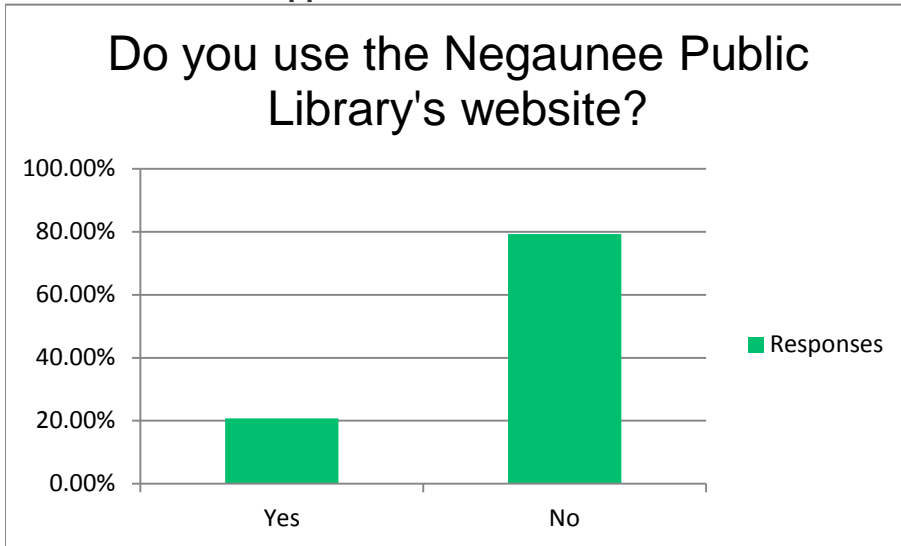
	Is providing flawless superior quality resources		N/A		Total	Weighted Average
Print books	18.11%	44	31.69%	77	243	2.33
Print magazines and newspapers	8.12%	19	52.14%	122	234	2.08
Audiobooks	10.43%	24	52.61%	121	230	2.23
Movies	11.21%	26	55.60%	129	232	2.16
Music	10.31%	23	58.74%	131	223	2.15
Downloadable ebooks	8.30%	19	53.71%	123	229	2.13
Downloadable audiobooks	10.73%	25	55.79%	130	233	2.17
					Answered	250
					Skipped	42

2018 Strategic Planning Survey
All responses

Negaunee Public Library survey

Do you use the Negaunee Public Library's website?

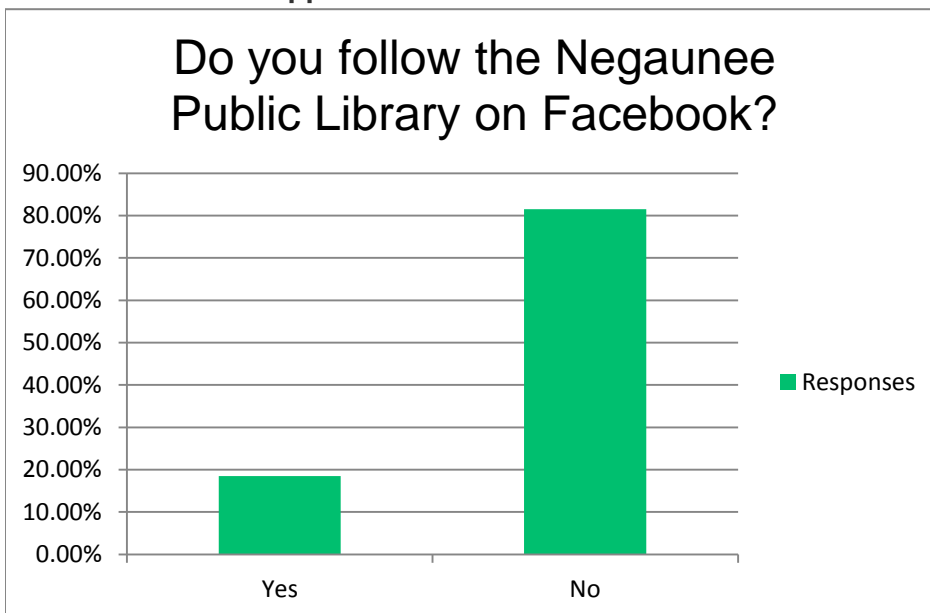
Answer Choices	Responses	
Yes	20.74%	56
No	79.26%	214
Answered		270
Skipped		22



Negaunee Public Library survey

Do you follow the Negaunee Public Library on Facebook?

Answer Choices	Responses	
Yes	18.52%	50
No	81.48%	220
Answered		270
Skipped		22



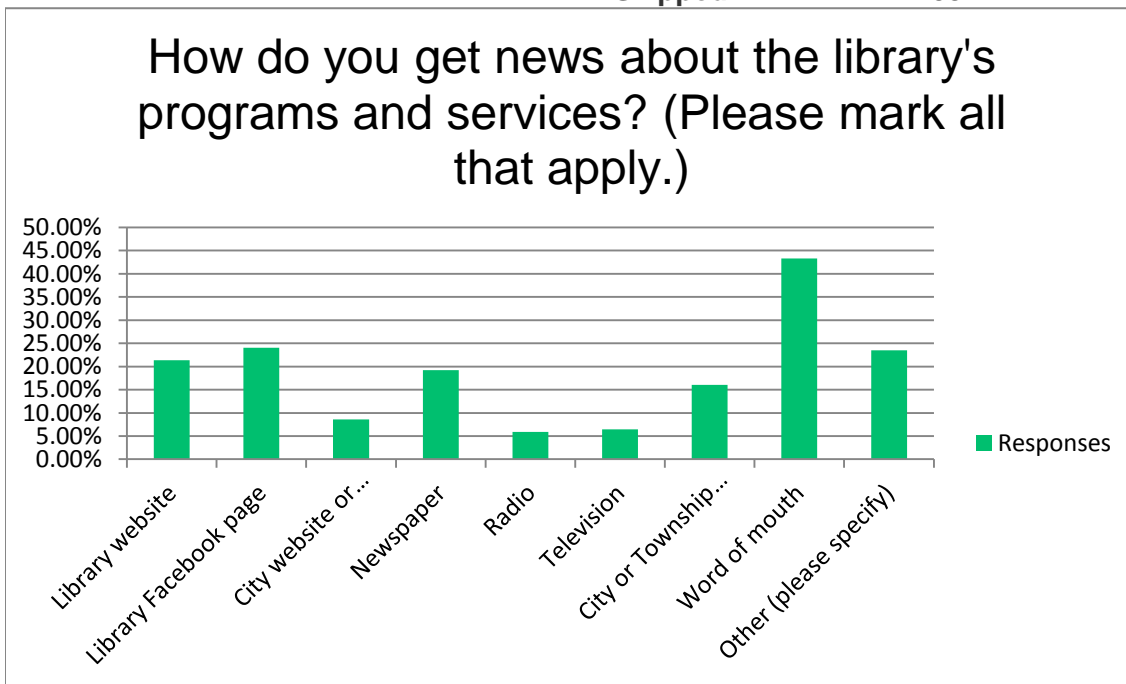
2018 Strategic Planning Survey

All responses

Negaunee Public Library survey

How do you get news about the library's programs and services? (Please mark all that apply.)

Answer Choices	Responses	
Library website	21.39%	40
Library Facebook page	24.06%	45
City website or Facebook page	8.56%	16
Newspaper	19.25%	36
Radio	5.88%	11
Television	6.42%	12
City or Township meetings or newsletters	16.04%	30
Word of mouth	43.32%	81
Other (please specify)	23.53%	44
	Answered	187
	Skipped	105

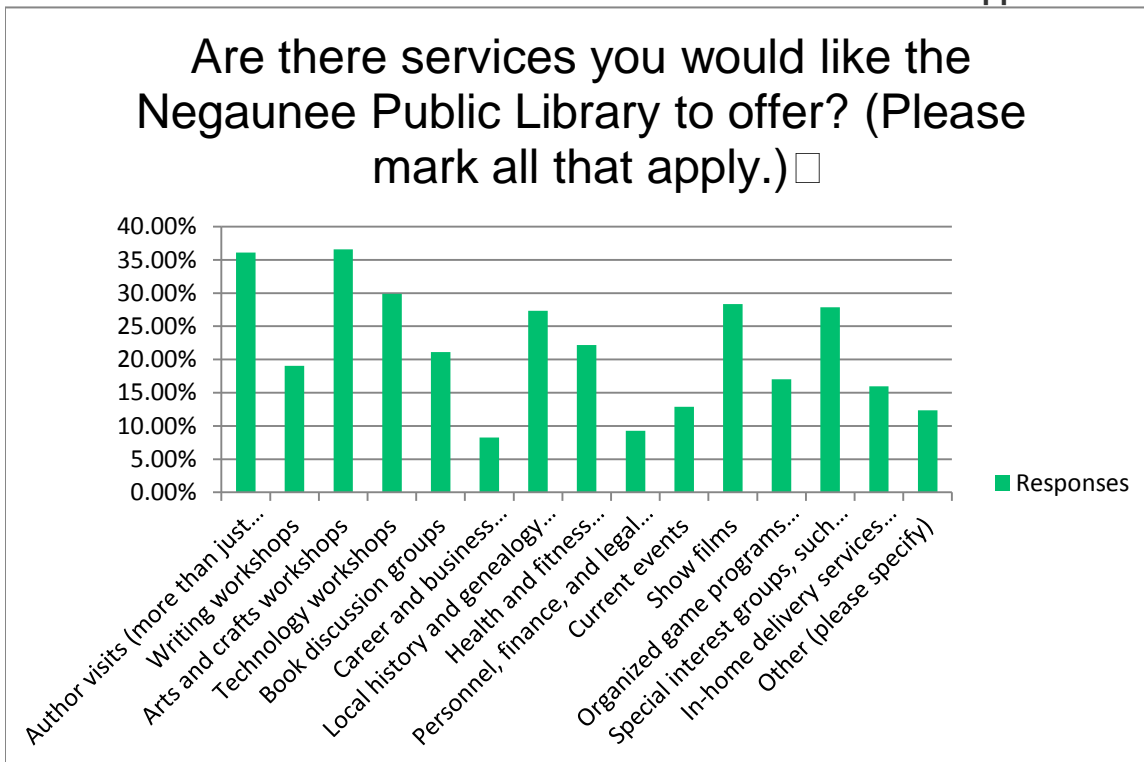


2018 Strategic Planning Survey
All responses

Negaunee Public Library survey

Are there services you would like the Negaunee Public Library to offer? (Please mark all that apply.)

Answer Choices	Responses	
Author visits (more than just the annual Pioneer Days signing)	36.08%	70
Writing workshops	19.07%	37
Arts and crafts workshops	36.60%	71
Technology workshops	29.90%	58
Book discussion groups	21.13%	41
Career and business information	8.25%	16
Local history and genealogy (family tree) programming	27.32%	53
Health and fitness programming	22.16%	43
Personnel, finance, and legal issues workshops	9.28%	18
Current events	12.89%	25
Show films	28.35%	55
Organized game programs for individuals, youths, and/or families	17.01%	33
Special interest groups, such as hiking, film, cooking, photography, or foreign language	27.84%	54
In-home delivery services for books and other library materials	15.98%	31
Other (please specify)	12.37%	24
	Answered	194
	Skipped	98



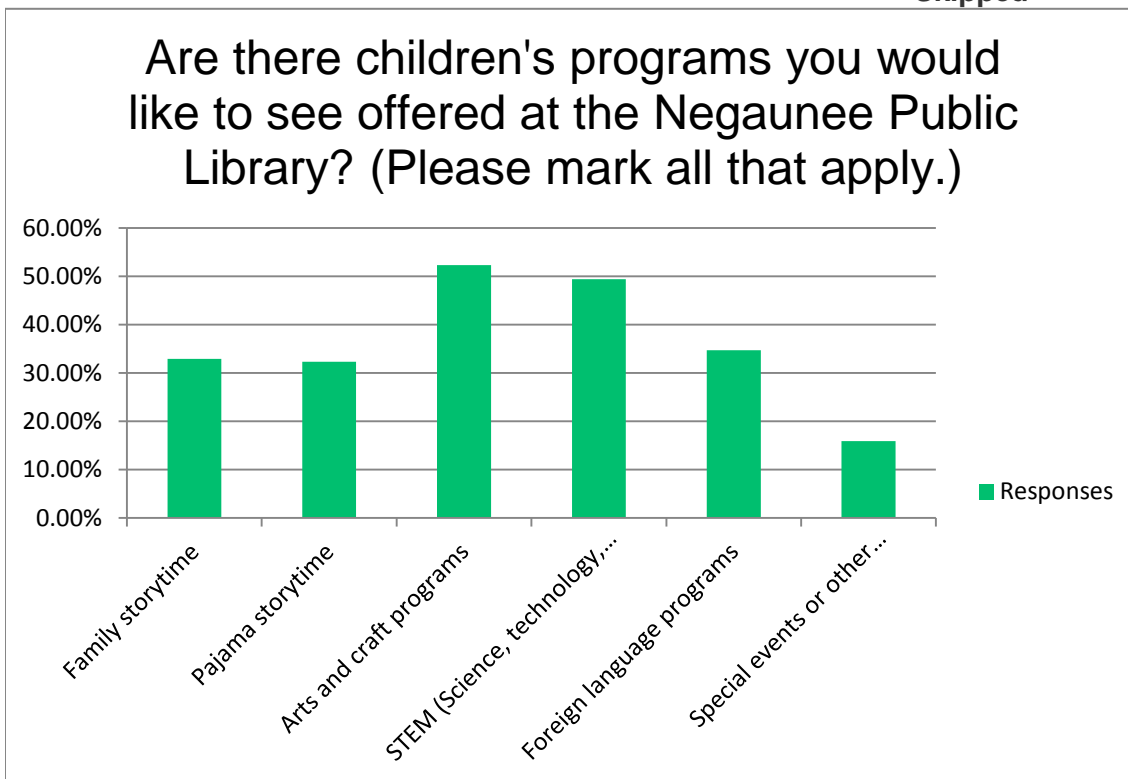
2018 Strategic Planning Survey

All responses

Negaunee Public Library survey

Are there children's programs you would like to see offered at the Negaunee Public Library? (Please mark all that apply.)

Answer Choices	Responses	
Family storytime	32.94%	56
Pajama storytime	32.35%	55
Arts and craft programs	52.35%	89
STEM (Science, technology, engineering, and mathematics) programs	49.41%	84
Foreign language programs	34.71%	59
Special events or other (please specify)	15.88%	27
	Answered	170
	Skipped	122



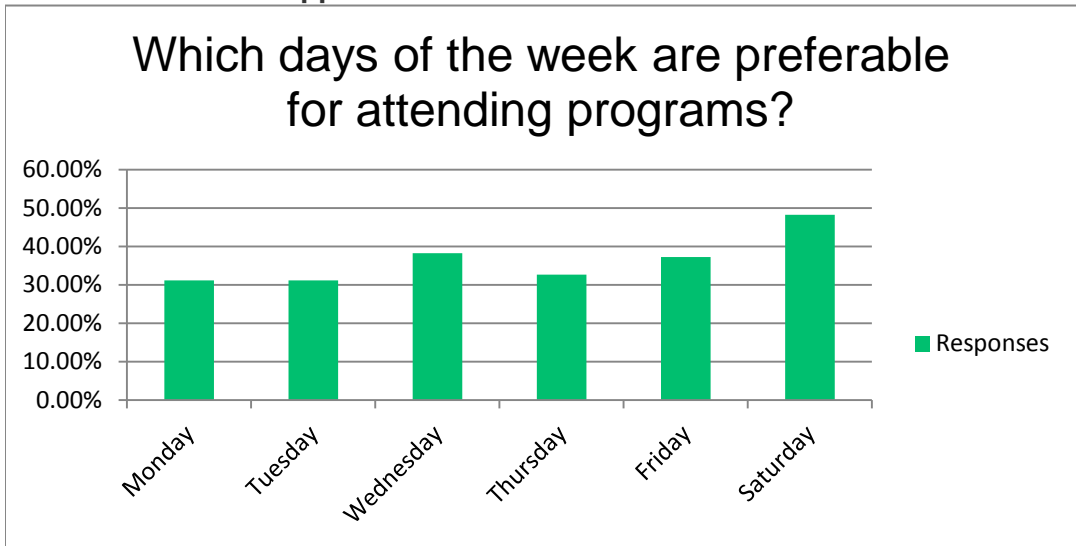
2018 Strategic Planning Survey

All responses

Negaunee Public Library survey

Which days of the week are preferable for attending programs?

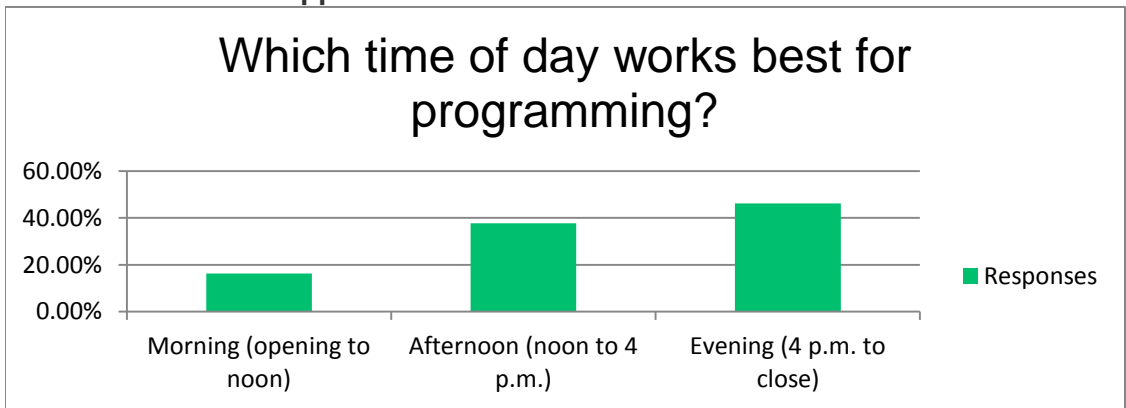
Answer Choices	Responses	
Monday	31.16%	62
Tuesday	31.16%	62
Wednesday	38.19%	76
Thursday	32.66%	65
Friday	37.19%	74
Saturday	48.24%	96
Answered		199
Skipped		93



Negaunee Public Library survey

Which time of day works best for programming?

Answer Choices	Responses	
Morning (opening to noon)	16.19%	34
Afternoon (noon to 4 p.m.)	37.62%	79
Evening (4 p.m. to close)	46.19%	97
Answered		210
Skipped		82



Negaunee Public Library survey

Is there anything really exemplary that you like that's already offered at the Negaune

Answered 126

Skipped 166

e Public Library?

Negaunee Public Library survey

Please tell use how we can improve your visits to the Negaunee Public Library.

Answered 122

Skipped 170