


Superiorland Library Cooperative
January 2014
Prepared by Jean Montgomery

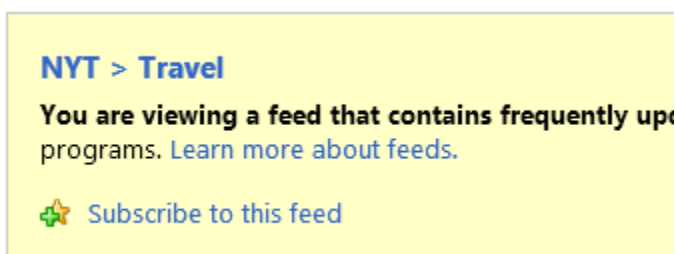
**Using RSS Feeds in the Library, as part of your website or setting up
your website to be a RSS Feed**

A RSS (Rich Site Summary or Real Simple Syndication) generated by sites which makes it possible for readers to “subscribe” to the content that is created on a particular website so you don’t have to visit the site itself. The content comes to you instead of you going to get it.

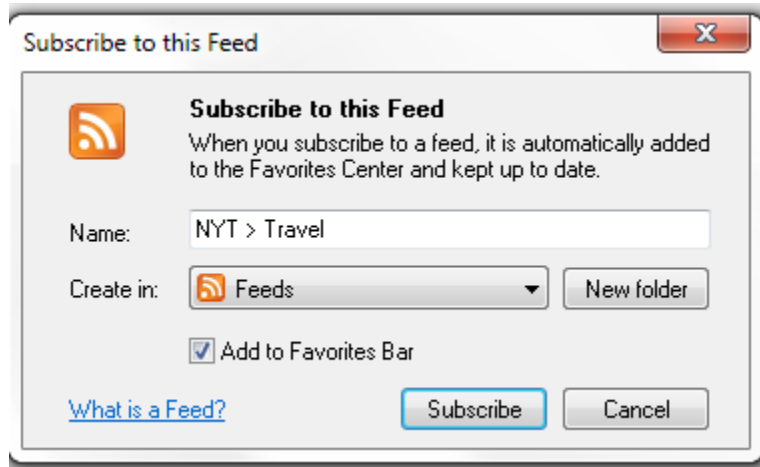
For instance, you find several websites on the internet that are consistently publishing interesting relevant information. Finding the time to click through each site and keeping abreast of any new information on a regular basis would be nearly impossible. A RSS feed allows you to go to one place to read all of the new content on all of the sites.

Using RSS Feeds on the Public Computers – This is a great way to direct your patrons to interesting sites. This is an easy setup.

1. Don’t forget to thaw the computer
2. Find a site you want to add
 - o New Your Times (www.nytimes.com) – now you will need to find the RSS link() – on the very bottom of the page for this one
 - o Click on the link and a page will come up asking you if you want to subscribe. Click on the link to subscribe to this feed



- o In the popup make sure you click on Add to Favorite Bar



3. To get this to display in Internet Explorer
 - o Click on in the top menu View → Toolbars → Favorites
 - o You can right click and remove any others that might be there such as “Suggested Sites”
4. Now you can do the steps 2 again to find other sites. I will list a few here:
 - o Yahoo Sports - <http://sports.yahoo.com/top/rss>
 - o NPR news feeds - <http://www.npr.org/rss/>
 - o PBS Learning - <http://www.pbs.org/teachers/learning.now/rss2/index.xml>
 - o Nasa Image of the day - http://www.nasa.gov/rss/dyn/image_of_the_day.rss
 - o Wired Top Stories (Technology) - <http://feeds.wired.com/wired/index>
 - o The Mining Journal - <http://www.miningjournal.net/page/syndrss.front/headline.xml>
 - o TV6 News - http://www.uppermichiganssource.com/about/rss_feeds.aspx#.Uqn2PaMo6UI

Making your website RSS enabled - Joomla

1. From within Joomla Administrator go to the Module manager
2. Select New
3. Select Syndication – it will publish an RSS Feed for a ‘page’
 - a.
 - b.

Adding RSS Feeds to your website – Joomla

This is done by using a current installed extension called Feed Display or by downloading an extension such as:

vinazoom RSS new display
Super RSS Scrool