










Button Reference Sheet for the Standard and Advanced Digital Talking Book Player




Button	Visual Description	Braille Description	Primary Function(s)	Important Info/Other Functions
Key Describer Mode - All buttons	N/A	N/A	When any button is pressed, player states the button's name and describes what the button does.	Works for all buttons but only when no cartridge is in player.
Power (On/Off) button 	Red, round, located near the front of the player on the left side.	Letter P in braille is located to the right of button.	<p>Turns player on/off when on battery power.</p> <p>When no cartridge is loaded and Power button is pressed, player reports remaining battery capacity (Standard player only) and describes Power button function.</p> <p>When cartridge is loaded and button is pressed, player reports name of book and current reading position.</p>	When button is held down for seven seconds player is reset – a beep is heard.


Button	Visual Description	Braille Description	Primary Function(s)	Important Info/Other Functions
<p data-bbox="107 349 384 386">Play/Stop button</p> 	<p data-bbox="512 349 766 553">Green, square, located near front of the player in the middle.</p>	<p data-bbox="791 349 1018 638">Letter P in braille is located above the top-right corner of button.</p>	<p data-bbox="1043 349 1514 423">Starts and stops book; book resumes where it left off.</p>	<p data-bbox="1562 349 2011 557">With no cartridge inserted, pressing and holding enters and exits the built-in User Guide (Standard player only).</p> <p data-bbox="1562 605 2003 894">With cartridge inserted, pressing and holding enters and exits Bookshelf mode allowing for multiple books on a cartridge. User Guide included as an item in the bookshelf.</p>
<p data-bbox="107 907 321 945">Sleep button</p> 	<p data-bbox="512 907 766 1154">Gray, crescent shaped, located directly above Play/Stop button.</p>	<p data-bbox="791 907 1018 1070">Letter S in braille is located to left of button.</p>	<p data-bbox="1043 907 1530 1154">Serves as a timer to turn the player off. Press button once to play cartridge for 15 minutes, press twice to play for 30 minutes, and so forth in 15 minute increments.</p> <p data-bbox="1043 1206 1503 1284">Press Stop button to cancel the Sleep timer.</p>	<p data-bbox="1562 907 1990 1154">Announces player serial number and software version. Press the button ten times in less than one minute with no cartridge inserted.</p> <p data-bbox="1562 1206 1923 1284">Press Stop button to cancel Serial number.</p>

Button	Visual Description	Braille Description	Primary Function(s)	Important Info/Other Functions
FF button 	Light gray, triangular-shaped with raised pointer edges, pointing right, located near front of player to right of the Play/Stop button.	Letter F in braille located just below pointed edge.	Moves reading position forward. Tap once to move forward 5 seconds in the cartridge; press and hold to move more quickly. Beeps heard when chapter boundaries are crossed. Player will report new reading position.	In Bookshelf mode pressing navigates the list of books. Holding the button down navigates to the end of the list.
RW button 	Light gray, triangular-shaped with raised pointer edges, pointing left, located near front of player to left of the Play/Stop button.	Letter R in braille located just below pointed edge.	Moves reading position backward. Tap once to move backward 5 seconds in the text; press and hold to move more quickly. Beeps heard when chapter boundaries are crossed. Player will report new reading position.	In Bookshelf mode pressing navigates the list of books. Holding the button down navigates to the beginning of the list.

Button	Visual Description	Braille Description	Primary Function(s)	Important Info/Other Functions
<p>Volume Up/Volume Down buttons</p> 	<p>Yellow, triangular-shaped with rounded edges and raised pointer edges, pointing up and down, located to the right of the Fast Forward button</p>	<p>Letter V in braille located to left of buttons.</p>	<p>Lowers or raises volume in 15 increments. Press once to raise or lower one increment. Double beep heard when minimum or maximum volume reached.</p>	<p>N/A</p>
Buttons Above Raised Line				
<p>Tone Up/Tone Down buttons</p> 	<p>Light gray with triangular-shaped arrows, rounded, raised edges at the points which point up and down. Located to the left of the speaker.</p>	<p>Letter T in braille located to the right of buttons.</p>	<p>Adjusts tone of the reading voice up or down in 11 increments when cartridge is loaded.</p>	<p>Single beep heard when tone is at normal level. Double beep heard when minimum or maximum level reached.</p>

Button	Visual Description	Braille Description	Primary Function(s)	Important Info/Other Functions
<p>Speed Up/Speed Down buttons</p> 	<p>Light gray, triangular-shaped, rounded edges, pointing up and down. Located to the right of the speaker.</p>	<p>Letter S in braille located to left of buttons.</p>	<p>Adjusts speed of reading voice up or down in 16 increments when cartridge is loaded.</p>	<p>Single beep heard when speed is at normal level. Double beep heard when minimum or maximum speed is reached.</p>
Advanced Player Buttons (Above Raised Line)				
<p>Menu button</p> 	<p>Light gray, rectangular-shaped with horizontal ridge across, just above the Sleep button.</p>	<p>Letter M in braille located to top right of button.</p>	<p>Sets navigation level of the cartridge.</p> <p>First press: announces navigation level of cartridge.</p> <p>Each subsequent press: advances to next navigation level of cartridge (varies per book type).</p>	<p>Menu button works with Previous Item and Next Item buttons (see below).</p> <p>Holding the Menu button down for one second sets the navigation level to the highest level on the cartridge.</p>

Button	Visual Description	Braille Description	Primary Function(s)	Important Info/Other Functions
Prev button 	Light gray, arrow-shaped with vertical bar at point, located to left of Menu button.	Letter P in braille located above the button.	Works with navigation levels (see Menu button). Moves backward from one item (i.e. chapters, bookmarks) to the next.	Press and hold to move by five items at a time.
Next button 	Light gray, arrow-shaped with vertical bar at point, located to right of Menu button.	Letter N in braille located above the button.	Works with navigation levels (see Menu button). Moves forward from one item (i.e. chapters, bookmarks) to the next.	Press and hold to move by five items at a time.
Info button 	Light gray, diamond-shaped button with raised dot in middle, located at left just above raised line.	Letter I in braille located to right of button.	Reports current reading position, book information, battery status, power-plug status. Press button repeatedly to step through these items.	Press and hold for 1.5 seconds to access built-in User Guide for Advanced player. Press and hold again to return to the book.

Button	Visual Description	Braille Description	Primary Function(s)	Important Info/Other Functions
<p>Mark button</p> 	<p>Light gray, vertical rectangle with raised line in middle on the right side. Labeled “Mark” on player.</p>	<p>Letter B in braille located to left of button.</p>	<p>Sets and removes bookmarks when button is pressed.</p> <p>Press button to set a bookmark or to remove one. Bookmarks can be removed by pressing the button when reading position is within 5 seconds of the bookmark.</p>	<p>Holding the button down for one second sets navigation to the Bookmark level.</p>